
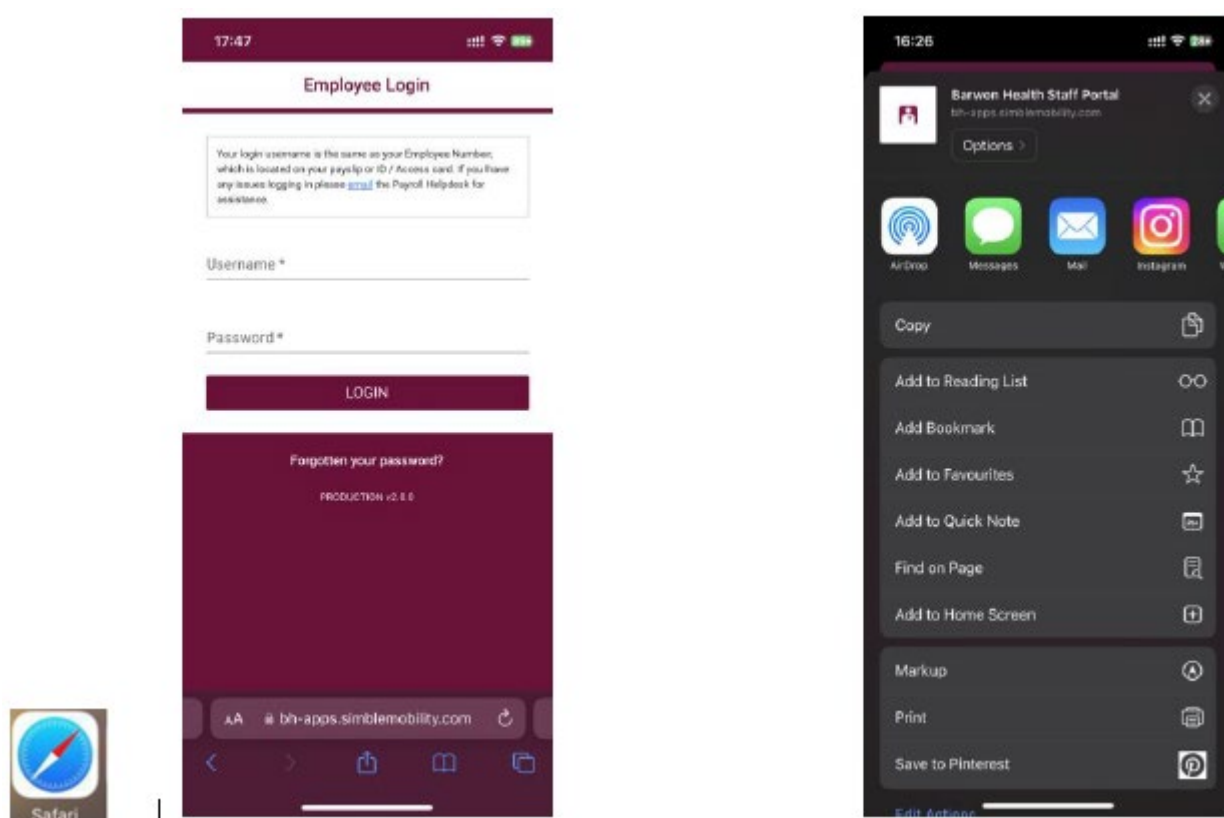
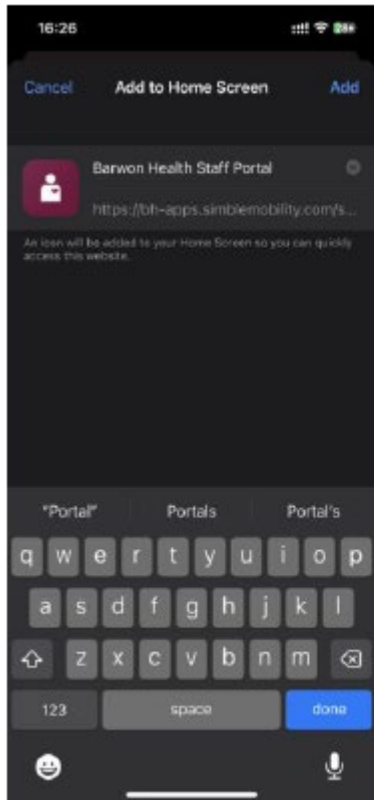


STAFF PORTAL – IOS INSTALLATION

1. IOS INSTALLATION

- Open the Safari browser and use the URL <https://bh-apps.simblemobility.com/staffportal> to open the application.
- Press the "Share"  button at the bottom of the screen and select "Add to Home Screen" from the popup
- Tap "Add" in the top right corner to finish installing the Staff Portal
- The Staff Portal is now installed and available on your home screen





2. UNTRUSTED ENTERPRISE DEVELOPER MESSAGE

- a. Open your Settings app on your home screen.
- b. Press General
- c. Scroll down to and click on Device Management
- d. Press Barwon Health.
- e. Press Trust "Barwon Health"
- f. Press Trust.
- g. The app is now ready to open. Press your home button to return to the home screen then find and press the Staff Portal app to open.



